



State of the County: Vance County

C. Renee Perry - County Manager, MSHR, MPA, PHR

Jeremy Jones – Assistant County Manager, MScA

Introductions/Mission Statement

Mission Statement

The mission of the Vance County Board of Commissioners is to provide leadership and support for an effective county government that seeks to enhance the quality of life for all its citizens.



Carolyn Faines
Chairperson



Vice-Chair
Yolanda Feimster



Valencia Perry



Dan Brummitt



Leo Kelly, Jr.



Thomas S. Hester, Jr.



Charisse Fain



2025-2026 Board Proposed Goals

- Purchase landsites for EMS station and new EMS substation in northern part of county.
- Construct new jail and begin process for locating funding.
- Determine next steps for fire study as recommended by the board of commissioners.
- Continue construction of Phase 1B of the county water system and offer public information/signup meetings with a goal of increasing signups 20% above the current level.
- Work with the City of Henderson to build a better relationship for services offered.
- Begin planning and identifying opportunities for distributing and utilizing opioid settlement funds and support educational programs that seek to reduce drug dependency.
- Retain or assist in the creation of 150 new jobs and \$10 million in new investment.



Demographics - 2024

Population – 40,712

Median Age – 38.4

Age 65 + – 20% of population

Veteran – 5.8% of population

Under 18 – 23% of population

Children in Poverty – 32%

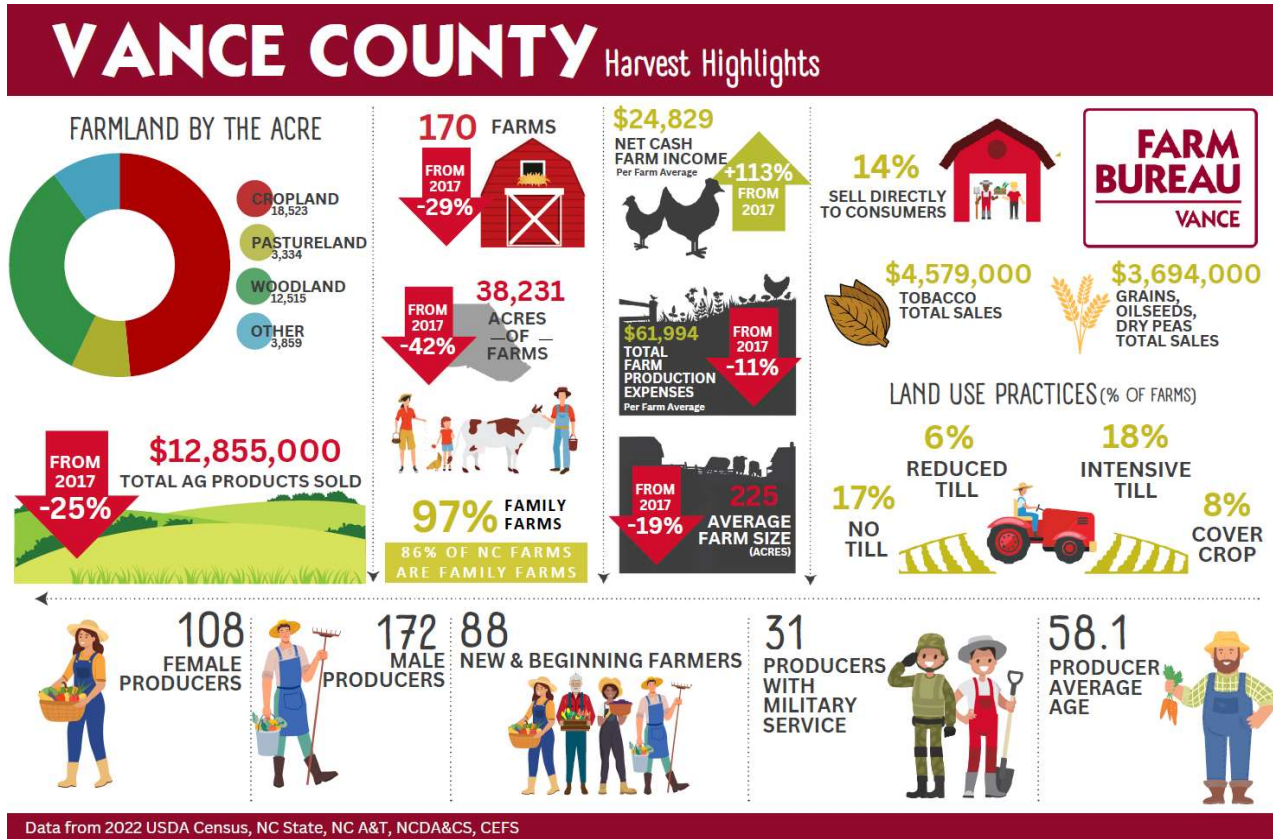
Average Weekly Wage - \$872

75% of households have at least one device to access the internet

80% of households have a broadband internet subscription



Farm Life!



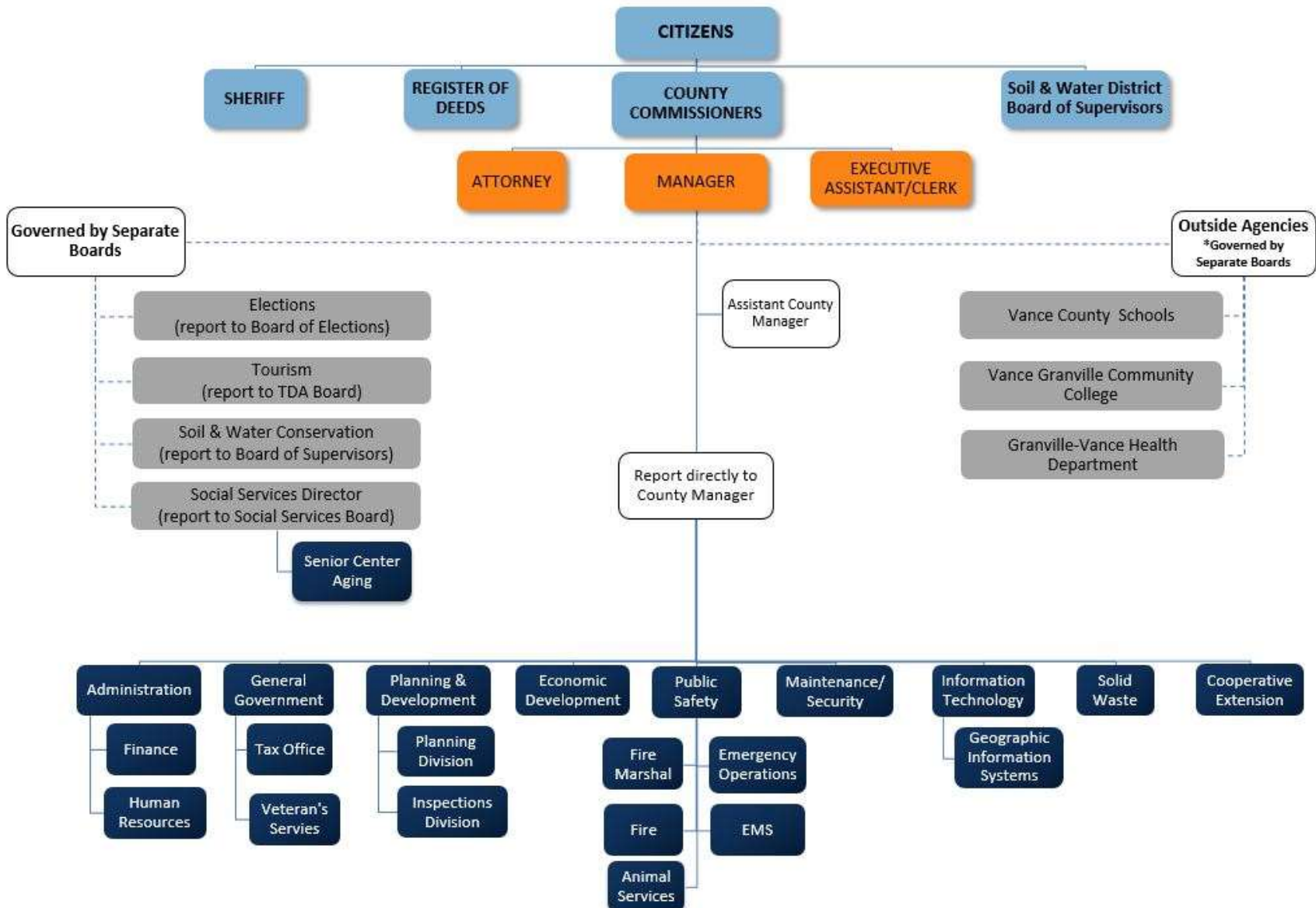
Current Staffing

Total Filled & Vacant Full-Time Positions as of 1/29/2025

Department	Total Positions	# Filled	# Vacant
Administration	4	4	0
Animal Services	7	6	1
Code Enforcement	5	5	0
Finance	7	7	0
Human Resources	3	3	0
Economic Development	2	2	0
Emergency Operations	21	16	5
EMS	38	28	10
Fire Dept	16	9	7
Fire Marshal	1	1	0
Information Technology	5	5	0
Maintenance	6	4	2
Planning & Development	3	2	1
Tax	10	10	0
Veterans Services	2	2	0
Elections	2	2	0
Social Services	119	77	42
Senior Center	12	12	0
Maintenance - DSS	2	2	0
Tourism	2	2	0
Soil & Water	2	2	0
Register of Deeds	4	4	0
Sheriff's Office	57	55	2
Sheriff - School Resource	5	5	0
Detention Center	45	25	20
	380	290	90

- Recruitment Efforts
- Market Study
- Department Heads





How are Tax Dollars Spent?

- **Priorities – 70.4% of Tax dollars**

- Public Safety (31.3%)

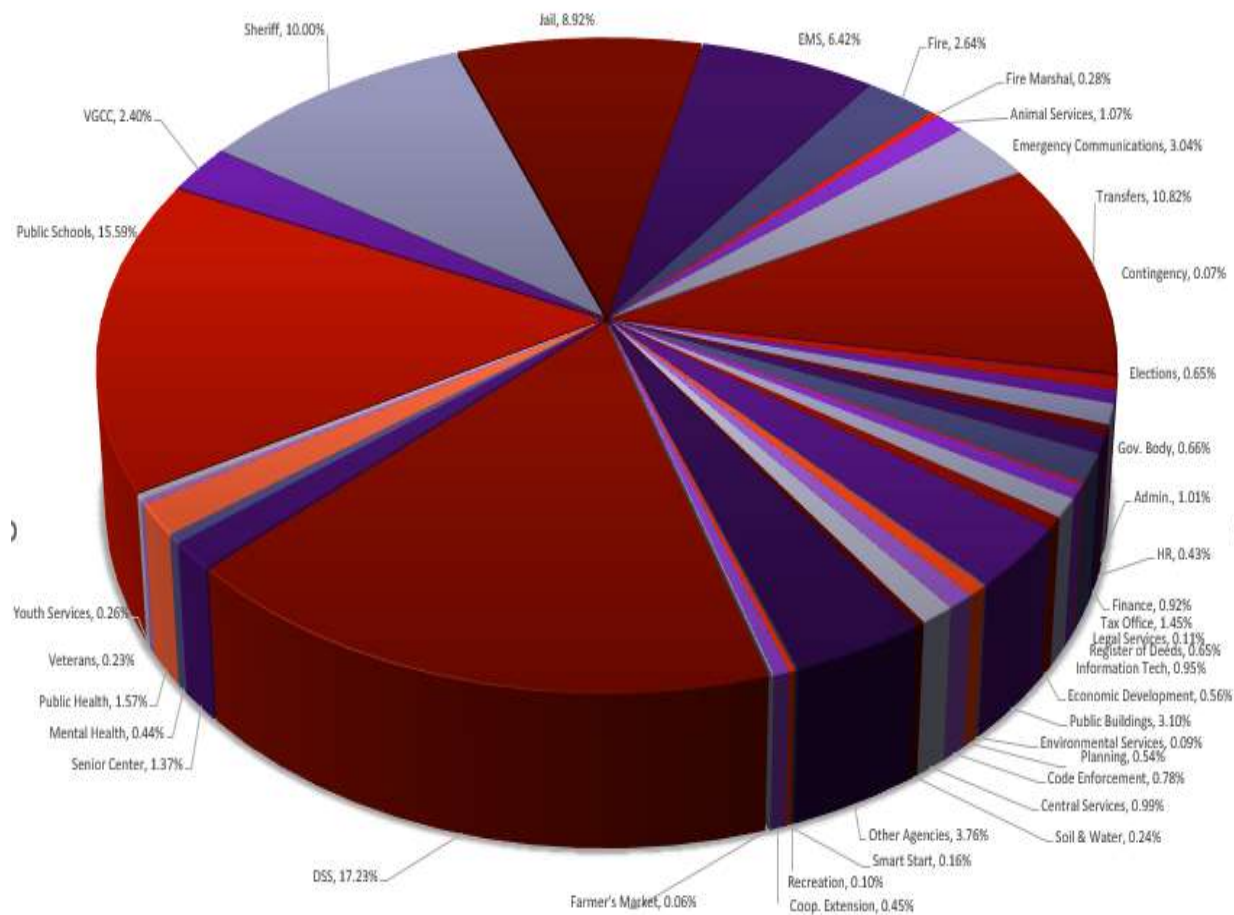
- Sheriff's Office - \$6.4M
 - Jail - \$5.7M
 - Fire Dept. - \$1.87M
 - EMS - \$4.1M
 - Emergency Communications - \$1.95M

- Education (18%)

- Public Schools - \$10.02M
 - VGCC - \$1.5M

- Human Services (21.1%)

- Social Services - \$10.9M total/\$3.6M local
 - Senior Center - \$877,900
 - Public Health - \$1.008M
 - Mental Health - \$280,000
 - Veterans Service - \$150,000
 - Youth Services - \$167,000



Tax Office

Responsible for listing, appraising and assessing real and personal property.

Total of 26,358 parcels (23,491 residential/2,867 commercial)
15,800 different property owners from 46 states, plus DC & Virgin Islands
Most property owned by 1 entity = 233 parcels

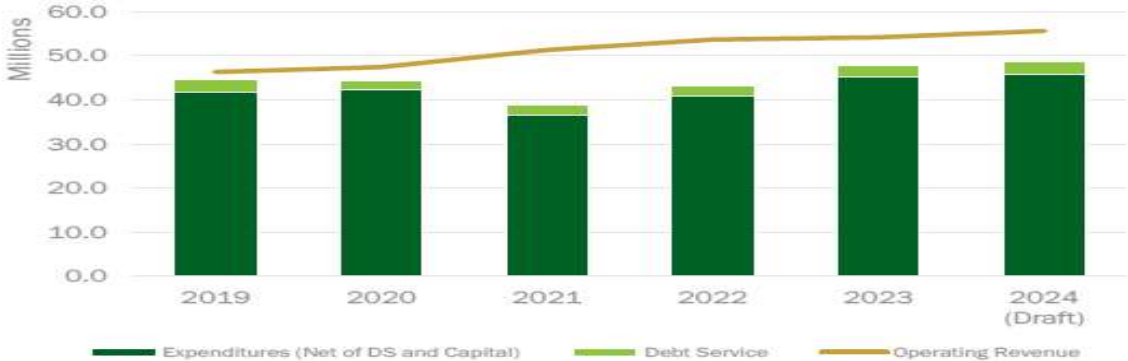
Overall value of land/buildings in county = \$3 billion
Generates \$32 million in tax revenue – 52.9% of revenue

Fiscal Year	Tax Collection Rate
2013-14	95.64%
2014-15	96.51%
2015-16	96.39%
2016-17	96.65%
2017-18	97.33%
2018-19	97.16%
2019-20	96.68%
2020-21	97.60%
2021-22	97.73%
2022-23	97.62%
2023-24	97.37%

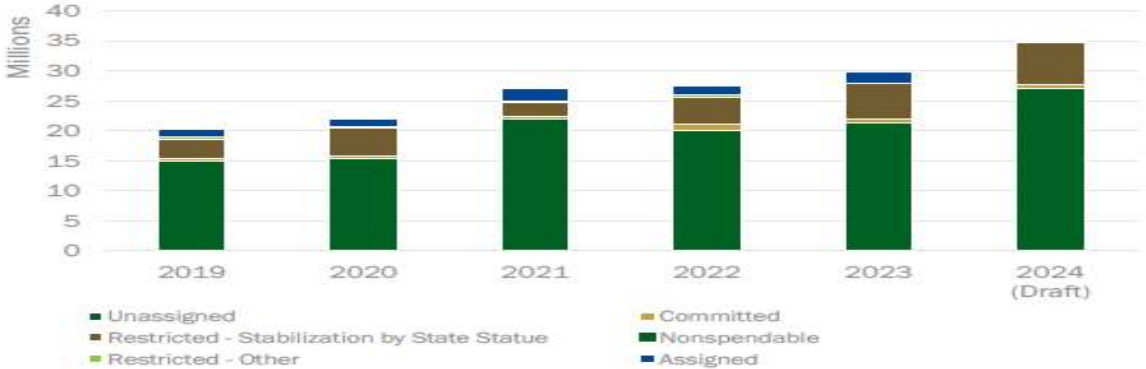


Financial Position

General Fund Revenues vs. Expenditures



General Fund Balance



Department of Social Services

Helps shape strong futures by promoting self-sufficiency, safety, & permanence through family centered services.

Total budget of \$12.2 million (\$4.9 million local funds)

DSS administers mandated Federal and State Programs in accordance with laws, rules and policies.

Program Statistics (FY2023 - 2024)

- Approximately 6,000 households (12,000 individuals) received Food & Nutrition benefits each month. Total annual benefits- \$24 million (Federal Funds).
- Approximately 23,000 recipients qualified for Medicaid each month.
- Collected an average of \$370,000 in Child Support payments each month assisting 2,500 families with children.
- Provided Foster Care to approximately 70 children per month in DSS custody.
- Enabled 100 older/disabled adults per month to remain in their own home through provision of In-Home Services.
- Provided activities for 200 older adults daily at the Senior Center. Served 35 older adults daily through congregate meals and 55 daily through Meals-on-Wheels.
- Provided Employment Support to over 200 families through Work First and Subsidized childcare to an average of 82 children per month.



Economic Development - Economic Activity

Henderson-Vance County Economic Development Commission serves as the lead for the City of Henderson and Vance County's economic development efforts (business recruitment, retention, expansion).


- MR Williams – \$266,693 investment in facility
- MARS/IAMS Company - \$6M investment
- Dabney Drive Shopping Complex development – \$2M investment
- Maria Parham – Recent \$1.5M investment
- Coastal Agro – \$810,000 investment
- Mavis Discount Tires & Brakes recently opened
- Monaco Foods - \$500,155 investment
- Completed Industry Park Drive, and road adopted by NCDOT
- **New Construction:** There are 6 new commercial builds with a total valuation of \$5,739,661. The largest new build project is a Fast Pace Urgent Care facility valued at \$997,661.
- **Commercial Additions:** 5 significant additions were made, totaling \$1,318,150 in value. The largest addition was for Currin Dental Lab, valued at \$650,000.
- **Renovations and Upfits:** The majority of projects (36 out of 47) were upfits or remodels. Most of which are fire systems updates, interior remodels, roof replacements, and various building systems upgrades (HVAC, electrical, etc.).
- Over 28 million dollars of commercial investment in 2024.



Economic Activity - Tourism

Operates visitor center, hosts special events, and markets Henderson, Vance County and Kerr Lake.

- **Impact of Vance Tourism - 2023**
 - Ranked 64th in travel spending impact among 100 NC counties
 - \$70.02 million in visitor spending; 8.1% increase over 2022; \$191,781 every day as result of county's tourism sector
 - 445 jobs attributable to travel/tourism (\$16.2 million in payroll)
 - \$2.3 million in local tax revenues
 - \$536,958 in occupancy tax collections; 12.8% increase over previous year.



Current Projects – Phase 1B

County Water System Construction



Current Project – Shell Building 39 Commerce Dr.



Fire Department/Rural Fire Response

Preserve life and property through rapid response, fire suppression, & fire prevention.

- **Total Calls (3,373)**
 - 1,187 calls (2024) – County Dept. - 24/7 fulltime staffing
 - Fire related (49.3%), Rescue and assist EMS incidents (50.7%)
 - Avg. Response Time – 5 mins in district; 8 mins (Countywide)
 - 2,481 calls (2024) – 8 volunteer fire depts.
- **Industry Trends**
 - Cooperation/Working Together
 - Transitioning from all volunteer to paid
 - Vance among few County's in NC with a 24/7 fulltime fire dept. – this is increasing
 - Volunteer depts. receive funding from County through a fire tax
 - Lower ISO Ratings = Lower insurance premiums



EMS – Emergency Medical Services

Provides Paramedic Level Emergency Medical Care and Transport

- **Total Calls**

- 2022 (7,945 calls); 2023 (7,812 calls); 2024 (7,835 calls)
- 73% of calls within City; Average calls per day - 22
- Distance traveled in FY 23-24
 - 133,619 miles; Around the world almost 5.4 times helping and responding to people in Vance County.

County	Number of EMS Units	Calls per Unit	Total Calls
Franklin County	8	1,250	>10,000
Granville County	5	2,100	>10,500
Vance County	4	1,959	7,835
Warren County	4	1,000	+/- 4,000



Ongoing Projects – EMS

Emergency Services Main vs. Emergency Services Complex

- ✓ **Improved Coordination & Faster Response**
- ✓ **Cost Savings**
- ✓ **Enhanced Public Safety**
- ✓ **Joint Training Opportunities**
- ✓ **Flexibility for Future Growth**



Ongoing Projects – New Detention Facility

- ✓ Current challenges
- ✓ Immediate Needs
- ✓ Renovation and New Build
- ✓ Timeline



Other Notable Departmental Statistics

1. 911 answered 98,460 calls in 2024 (Averages 270 EVERY DAY) – Responsible for dispatching all public safety agencies.
2. Veteran Services Office assisted 2,482 veterans/dependents securing over \$21mil in benefits last year (FY23)
3. To reduce our current euthanasia rate which has increased since FY22, the long-term goal for Animal Services is to remove stray animals out of the community and increase Spay/Neuter clinic.





Thank You!

Contact Information

C. Renee Perry, Vance County Manager
122 Young Street, Suite B
Henderson, NC 27536
252-738-2001